


WHAT CHAMACALLIT?

Name that tool!



Identify the tools below. Fill in the space with the letter corresponding to the name of the tool.



- a. caulking gun
- b. slip-joint pliers
- c. paint roller
- d. jig saw
- e. standard screwdriver
- f. hand saw
- g. crescent wrench

- h. framing square
- i. hammer
- j. putty knife
- k. circular saw
- l. safety goggles
- m. pry bar
- n. electric drill


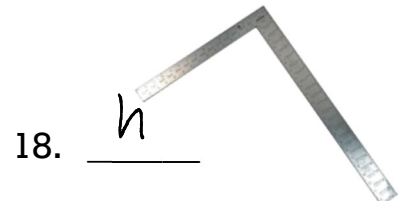





- o. chop saw
- p. chisel
- q. hacksaw
- r. utility knife
- s. level
- t. tape measure
- u. Phillips head screwdriver

WHATCHAMACALLIT?

Name that tool! (Answer Key)



Identify the tools below. Fill in the space with the letter corresponding to the name of the tool.



- a. caulking gun
- b. slip-joint pliers
- c. paint roller
- d. jig saw
- e. standard screwdriver
- f. hand saw
- g. crescent wrench

- h. framing square
- i. hammer
- j. putty knife
- k. circular saw
- l. safety goggles
- m. pry bar
- n. electric drill

- o. chop saw
- p. chisel
- q. hacksaw
- r. utility knife
- s. level
- t. tape measure
- u. Phillips head screwdriver